

Interaction Design -ID

Unit 6



Learning outcomes

- **Understand** what ID is
- Understand and apply PACT analysis
- Understand the basic step of the user-centred design

What do you think of as design?

Discuss in groups ---

- What is design?
- What factors should a designer consider when developing a new product?
- Is fashion design different from engineering design?
- What differentiates good design from bad design?
- What does an interactive system designer design?
- Are interface designers artists or software engineers? What is the difference?
- How can we promote good design when designing interactive systems?
- How can YOU become an interactive system designer?

What is Interaction Design (ID)?

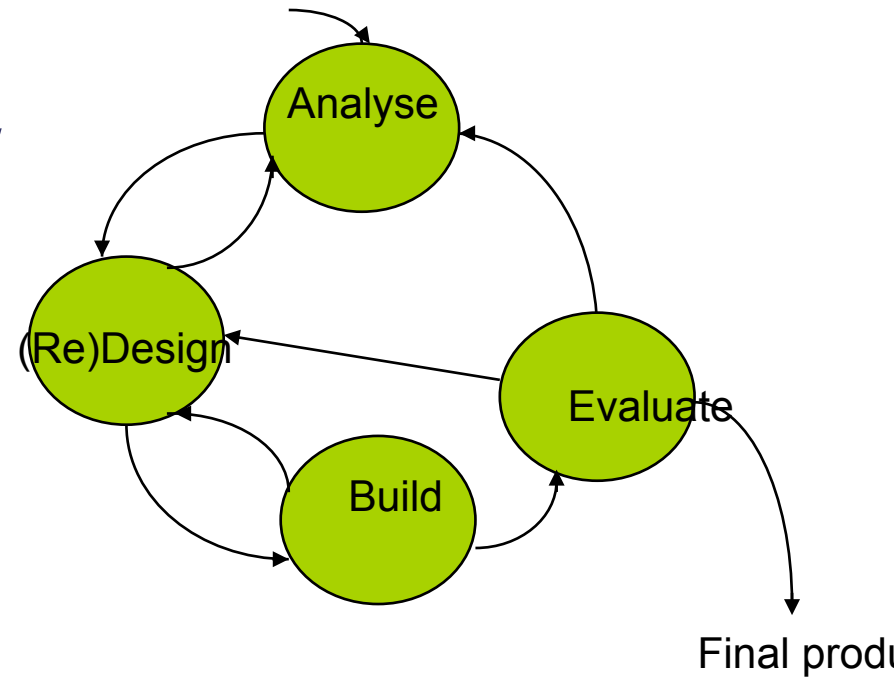
- Designing interactive products to support people in their everyday and working lives
- ID is a process:
 - a goal-directed problem solving activity informed by intended use, target domain, materials, cost, and feasibility
 - a creative activity
 - a decision-making activity to balance trade-offs

Goals of interaction design

- Develop usable products
 - Usability means easy to learn, effective to use
- Which provide an enjoyable experience
- Involve users in the design process – User-centred system design

User-centred design process

1. Analyse: identify needs and establish requirements
2. Design: Generate solutionS/
3. Build: interactive prototypes that can be communicated and assessed
4. Evaluate: analytically, with user, in the field



User centred design

ITERATE...

Good design

- Takes into account:
 - Who the users are – People
 - What activities are being carried out - Activities
 - Where the interaction is taking place - Context
 - What technologies are used - Technologies
- User-centric View of Design Problems: *PACT Analysis*

PACT Analysis

- ‘User-centric’ framework for thinking about a design problem
- Take each category -----People-Activities- Context and Technology --- and work through it
- Use the analysis to help focus/orient early design thinking
- Important: revisit the analysis
 - As you get deeper into the problem the analysis should change and/or get richer

People: Who are the users/stakeholders?

- Those who interact directly with the product
 - those who manage direct users
 - those who receive output from the product
 - those who make the purchasing decision
 - those who use competitor' s products
- Three categories of user (Eason, 1987):
 - primary: frequent hands-on
 - secondary: occasional or via someone else
 - tertiary: affected by its introduction, or will influence its purchase

People: variability

- Consider range of characteristics of people
- Physiologically
 - Age differences, physical abilities
- Psychologically
 - Attention, perception, memory
 - Forming the right ‘mental model’
- Socially and Culturally

People: What are the users' capabilities?

Humans vary in many dimensions:

- size of hands may affect the size and positioning of input buttons
- motor abilities may affect the suitability of certain input and output devices
- height if designing a physical kiosk
- strength - a child's toy requires little strength to operate, but greater strength to change batteries
- different abilities (e.g. sight, hearing, dexterity)



Activities

- What is the overall purpose of the activity?
 - What has to be satisfied
 - Hedonic vs. Pragmatic
- Temporal aspect
 - Regular or infrequent
 - Time pressure
 - Continuous or interruptions
 - Processing time
- Cooperation
 - One or more actors
- Complexity
 - Well defined or vague?
- Safety critical
 - Impact of error (how much?)
- The nature of the content
 - Type of data to be processed
 - Type of media

Context

- Where does the interaction occur?
 - Physical context
 - Noise, light, time
 - In the office, on the move
 - Social context
 - Individual activity, group activity
 - Computer-mediated social activity
 - Social norms
 - Psychological context
 - Motivation, attitudes
 - Cognitive demands
 - Level of arousal

Technology

- Input
 - Getting data in; getting commands; security
- Output
 - video vs. photographs; speech vs. screen
- Communication
 - Between people, between devices, speed,
- Content
 - What data in the system: a web site is all about content



Key characteristics

- Focus on users early in the design and evaluation of the artefact
- Identify, document and agree specific usability and user experience goals at the beginning of the project
- Iteration is inevitable. Designers never get it right first time

Understanding user needs

- ASK-WATCH-ANALYSE
- Users rarely know what is possible they can't tell you what they 'need' to help them achieve their goals
- Take into account people's capabilities
- Look at existing tasks:
 - their context
 - what information do they require?
 - who collaborates to achieve the task?
 - why is the task achieved the way it is?
- Envisioned tasks:
 - can be rooted in existing behaviour
 - can be described as future scenarios

Develop alternative design

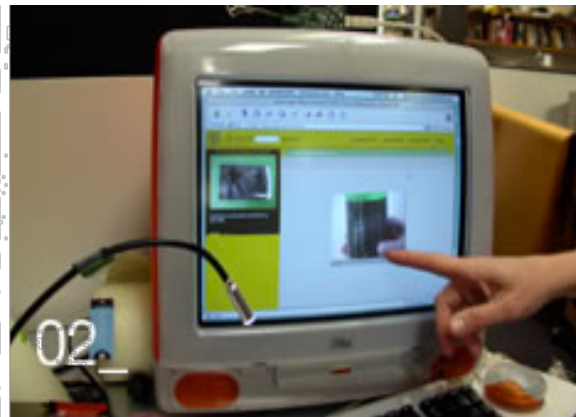
- Considering alternatives is important to ‘break out of the box’
- Designers are trained to consider alternatives, software people generally are not
- How do you generate alternatives?
 - ‘Flair and creativity’ : research and synthesis
 - ‘Seek inspiration’ : look at similar products or look at very different products

IDEO TechBox

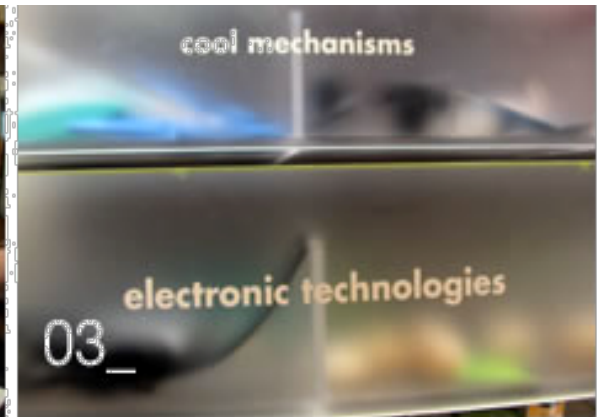
- Library, database, website - all-in-one
- Contains physical gizmos for inspiration



The Tech Box is centrally located




An item on the intranet website



The drawers are sorted by categories

From: www.ideo.com/


The TechBox



04_ Each drawer resembles a bento box



05_ The curator keeps order



06_ All the entries are tagged



07_ It really is used daily



08_ Two demonstration units on top

How do you choose among alternatives?

- Evaluation with users or with peers, e.g. prototypes
- Technical feasibility: some not possible
- Quality thresholds: Usability goals lead to usability criteria set early on and checked regularly
 - safety: how safe?
 - utility: which functions are superfluous?
 - effectiveness: appropriate support? task coverage, information available
 - efficiency: performance measurements
 - Easy to learn
 - Easy to remember how to use

Idea generation

- <http://grouplab.cpsc.ucalgary.ca/papers/videos/>

Key points

- ID is concerned with designing interactive products to support people in their everyday and working lives
- ID involves taking into account a number of interdependent factors including context of use, type of task and kind of user and available technology
- PACT framework
- Four basic activities in the design process:
 - Analyse: Identify needs and establish requirements
 - Design potential solutions (re-design)
 - Choose between alternatives (evaluate)
 - Build the artifact

Exercise

- How does making a call differ when using:
 - Smart phone
 - Public phone box
 - Home phone
- Brainstorm the variety of P, A, C and Ts that are possible
- Explore design implications
 - Write detailed concrete stories...
 - Think about how these might affect design

Videos

- <http://www.youtube.com/watch?v=-FzFk3E5nxM>

Reading

- Sharp et al. (2007)
 - Chapter 1: What is Interaction design
 - Chapter 9: The process of Interaction design
 - (Chapter 6 in 1st Edition)
- Benyon: chapter 2