

Kernel Machines

Kernel trick

- Feature mapping $\Phi(\cdot)$ can be very high dimensional (e.g. think of polynomial mapping)
- It can be highly expensive to explicitly compute it
- Feature mappings **appear only in dot products** in dual formulations
- The *kernel trick* consists in replacing these dot products with an equivalent kernel function:

$$k(\mathbf{x}, \mathbf{x}') = \Phi(\mathbf{x})^T \Phi(\mathbf{x}')$$

- The kernel function uses examples in input (not feature) space

Kernel trick

Support vector classification

- Dual optimization problem

$$\begin{aligned} \max_{\alpha \in \mathbb{R}^m} \quad & \sum_{i=1}^m \alpha_i - \frac{1}{2} \sum_{i,j=1}^m \alpha_i \alpha_j y_i y_j \underbrace{\Phi(\mathbf{x}_i)^T \Phi(\mathbf{x}_j)}_{k(\mathbf{x}_i, \mathbf{x}_j)} \\ \text{subject to} \quad & 0 \leq \alpha_i \leq C \quad i = 1, \dots, m \\ & \sum_{i=1}^m \alpha_i y_i = 0 \end{aligned}$$

- Dual decision function

$$f(\mathbf{x}) = \sum_{i=1}^m \alpha_i y_i \underbrace{\Phi(\mathbf{x}_i)^T \Phi(\mathbf{x})}_{k(\mathbf{x}_i, \mathbf{x})}$$

Kernel trick

Polynomial kernel

- Homogeneous:

$$k(\mathbf{x}, \mathbf{x}') = (\mathbf{x}^T \mathbf{x}')^d$$

- E.g. ($d = 2$)

$$\begin{aligned} k\left(\begin{pmatrix} x_1 \\ x_2 \end{pmatrix}, \begin{pmatrix} x'_1 \\ x'_2 \end{pmatrix}\right) &= (x_1 x'_1 + x_2 x'_2)^2 \\ &= (x_1 x'_1)^2 + (x_2 x'_2)^2 + 2x_1 x'_1 x_2 x'_2 \\ &= \underbrace{\begin{pmatrix} x_1^2 & \sqrt{2}x_1 x_2 & x_2^2 \end{pmatrix}}_{\Phi(\mathbf{x})^T} \underbrace{\begin{pmatrix} x'_1 \\ \sqrt{2}x'_1 x'_2 \\ x'_2 \end{pmatrix}}_{\Phi(\mathbf{x}')} \end{aligned}$$

Kernel trick

Polynomial kernel

- Inhomogeneous:

$$k(\mathbf{x}, \mathbf{x}') = (1 + \mathbf{x}^T \mathbf{x}')^d$$

- E.g. ($d = 2$)

$$\begin{aligned} k\left(\begin{pmatrix} x_1 \\ x_2 \end{pmatrix}, \begin{pmatrix} x'_1 \\ x'_2 \end{pmatrix}\right) &= (1 + x_1 x'_1 + x_2 x'_2)^2 \\ &= 1 + (x_1 x'_1)^2 + (x_2 x'_2)^2 + 2x_1 x'_1 + 2x_2 x'_2 + 2x_1 x'_1 x_2 x'_2 \\ &= \underbrace{\left(1 \quad \sqrt{2}x_1 \quad \sqrt{2}x_2 \quad x_1^2 \quad \sqrt{2}x_1 x_2 \quad x_2^2\right)^T}_{\Phi(\mathbf{x})^T} \underbrace{\begin{pmatrix} 1 \\ \sqrt{2}x'_1 \\ \sqrt{2}x'_2 \\ x'^2_1 \\ \sqrt{2}x'_1 x'_2 \\ x'^2_2 \end{pmatrix}}_{\Phi(\mathbf{x}')} \end{aligned}$$

Valid Kernels

Dot product in feature space

- A valid kernel is a (similarity) function defined in cartesian product of input space:

$$k : \mathcal{X} \times \mathcal{X} \rightarrow \mathbb{R}$$

- corresponding to a dot product in a (certain) feature space:

$$k(\mathbf{x}, \mathbf{x}') = \Phi(\mathbf{x})^T \Phi(\mathbf{x}')$$

Note

- The kernel generalizes the notion of dot product to arbitrary input space (e.g. protein sequences)
- It can be seen as a measure of similarity between objects

Valid Kernels

Gram matrix

- Given examples $\{\mathbf{x}_1, \dots, \mathbf{x}_m\}$ and kernel function k
- The *Gram matrix* K is the (symmetric) matrix of pairwise kernels between examples:

$$K_{ij} = k(\mathbf{x}_i, \mathbf{x}_j) \quad \forall i, j$$

Valid Kernels

Positive definite matrix

- A symmetric $m \times m$ matrix K is *positive definite* (p.d.) if

$$\sum_{i,j=1}^m c_i c_j K_{ij} \geq 0, \quad \forall \mathbf{c} \in \mathbb{R}^m$$

If equality only holds for $\mathbf{c} = \mathbf{0}$, the matrix is *strictly positive definite* (s.p.d)

Alternative conditions

- All eigenvalues are non-negative (positive for s.p.d.)
- There exists a matrix B such that

$$K = B^T B$$

Valid Kernels

Positive definite kernels

- A positive definite kernel is a function $k : \mathcal{X} \times \mathcal{X} \rightarrow \mathbb{R}$ giving rise to a p.d. Gram matrix for any m and $\{\mathbf{x}_1, \dots, \mathbf{x}_m\}$
- Positive definiteness is necessary and sufficient condition for a kernel to correspond to a dot product of *some* feature map Φ

How to verify kernel validity

- Prove its positive definiteness (difficult)
- Find out a corresponding feature map (see polynomial example)
- Use kernel combination properties (we'll see)

Kernel machines

Support vector regression

- Dual problem:

$$\begin{aligned} \max_{\alpha \in \mathbb{R}^m} \quad & -\frac{1}{2} \sum_{i,j=1}^m (\alpha_i^* - \alpha_i)(\alpha_j^* - \alpha_j) \underbrace{\Phi(\mathbf{x}_i)^T \Phi(\mathbf{x}_j)}_{k(\mathbf{x}_i, \mathbf{x}_j)} \\ & -\epsilon \sum_{i=1}^m (\alpha_i^* + \alpha_i) + \sum_{i=1}^m y_i (\alpha_i^* - \alpha_i) \\ \text{subject to} \quad & \sum_{i=1}^m (\alpha_i - \alpha_i^*) = 0 \quad \alpha_i, \alpha_i^* \in [0, C] \quad \forall i \in [1, m] \end{aligned}$$

- Regression function:

$$f(\mathbf{x}) = \mathbf{w}^T \Phi(\mathbf{x}) + w_0 = \sum_{i=1}^m (\alpha_i - \alpha_i^*) \underbrace{\Phi(\mathbf{x}_i)^T \Phi(\mathbf{x})}_{k(\mathbf{x}_i, \mathbf{x})} + w_0$$

Kernel machines

(Stochastic) Perceptron: $f(\mathbf{x}) = \mathbf{w}^T \mathbf{x}$

1. Initialize $\mathbf{w} = \mathbf{0}$
2. Iterate until all examples correctly classified:
 - (a) For each incorrectly classified training example (\mathbf{x}_i, y_i) :

$$\mathbf{w} \leftarrow \mathbf{w} + \eta y_i \mathbf{x}_i$$

Kernel Perceptron: $f(\mathbf{x}) = \sum_{i=1}^m \alpha_i k(\mathbf{x}_i, \mathbf{x})$

1. Initialize $\alpha_i = 0 \forall i$
2. Iterate until all examples correctly classified:
 - (a) For each incorrectly classified training example (\mathbf{x}_i, y_i) :

$$\alpha_i \leftarrow \alpha_i + \eta y_i$$

Kernels

Basic kernels

- linear kernel:

$$k(\mathbf{x}, \mathbf{x}') = \mathbf{x}^T \mathbf{x}'$$

- polynomial kernel:

$$k_{d,c}(\mathbf{x}, \mathbf{x}') = (\mathbf{x}^T \mathbf{x}' + c)^d$$

Kernels

Gaussian kernel

$$k_\sigma(\mathbf{x}, \mathbf{x}') = \exp\left(-\frac{\|\mathbf{x} - \mathbf{x}'\|^2}{2\sigma^2}\right) = \exp\left(-\frac{\mathbf{x}^T \mathbf{x} - 2\mathbf{x}^T \mathbf{x}' + \mathbf{x}'^T \mathbf{x}'}{2\sigma^2}\right)$$

- Depends on a *width* parameter σ
- The smaller the width, the more prediction on a point only depends on its nearest neighbours
- Example of *Universal* kernel: they can uniformly approximate any arbitrary continuous target function (pb of number of training examples and choice of σ)

Kernels

Kernels on structured data

- Kernels are generalization of dot products to arbitrary domains
- It is possible to design kernels over structured objects like sequences, trees or graphs
- The idea is designing a pairwise function measuring the similarity of two objects
- This measure has to satisfy the p.d. conditions to be a valid kernel

Match (or delta) kernel

$$k_{\delta}(x, x') = \delta(x, x') = \begin{cases} 1 & \text{if } x = x' \\ 0 & \text{otherwise.} \end{cases}$$

- Simplest kernel on structures
- x does not need to be a vector! (no boldface to stress it)

Kernels on sequences

$$\begin{array}{ccc} x = \text{ABAABA} & & x' = \text{AAABB} \\ \Phi(x) \downarrow & & \downarrow \Phi(x') \\ \begin{array}{l} \text{AAA} \\ \text{AAB} \\ \text{ABA} \\ \text{ABB} \\ \text{BAA} \\ \text{BAB} \\ \text{BBA} \\ \text{BBB} \end{array} & \begin{array}{l} \left(\begin{array}{c} 0 \\ 1 \\ 2 \\ 0 \\ 1 \\ 0 \\ 0 \\ 0 \end{array} \right) & \begin{array}{l} \left(\begin{array}{c} 1 \\ 1 \\ 0 \\ 1 \\ 0 \\ 0 \\ 0 \\ 0 \end{array} \right) \end{array} & k(x, x') = 1 \end{array}$$

Spectrum kernel

- Feature space is space of all possible k-grams (subsequences)
- An efficient procedure based on suffix trees allows to compute kernel without explicitly building feature maps

Kernels

Kernel combination

- Simpler kernels can be combined using certain operators (e.g. sum, product)
- Kernel combination allows to design complex kernels on structures from simpler ones
- Correctly using combination operators guarantees that complex kernels are p.d.

Note

- Simplest constructive approach to build valid kernels

Kernel combination

Kernel Sum

- The sum of two kernels corresponds to the *concatenation* of their respective feature spaces:

$$\begin{aligned}(k_1 + k_2)(x, x') &= k_1(x, x') + k_2(x, x') \\ &= \Phi_1(x)^T \Phi_1(x') + \Phi_2(x)^T \Phi_2(x') \\ &= (\Phi_1(x) \ \Phi_2(x)) \begin{pmatrix} \Phi_1(x') \\ \Phi_2(x') \end{pmatrix}\end{aligned}$$

- The two kernels can be defined on **different** spaces (*direct* sum, e.g. string spectrum kernel plus string length)

Kernel combination

Kernel Product

- The product of two kernels corresponds to the Cartesian products of their features:

$$\begin{aligned}(k_1 \times k_2)(x, x') &= k_1(x, x')k_2(x, x') \\ &= \sum_{i=1}^n \Phi_{1i}(x)\Phi_{1i}(x') \sum_{j=1}^m \Phi_{2j}(x)\Phi_{2j}(x') \\ &= \sum_{i=1}^n \sum_{j=1}^m (\Phi_{1i}(x)\Phi_{2j}(x))(\Phi_{1i}(x')\Phi_{2j}(x')) \\ &= \sum_{k=1}^{nm} \Phi_{12k}(x)\Phi_{12k}(x') = \Phi_{12}(x)^T \Phi_{12}(x')\end{aligned}$$

- where $\Phi_{12}(x) = \Phi_1(x) \times \Phi_2(x)$ is the Cartesian product
- the product can be between kernels in different spaces (*tensor* product)

Kernel combination

Linear combination

- A kernel can be rescaled by an arbitrary positive constant: $k_\beta(x, x') = \beta k(x, x')$
- We can e.g. define linear combinations of kernels (each rescaled by the desired weight):

$$k_{sum}(x, x') = \sum_{k=1}^K \beta_k k_k(x, x')$$

Note

- The weights of the linear combination can be learned simultaneously to the predictor weights (the alphas)
- This amounts at performing *kernel learning*

Kernel combination

Kernel normalization

- Kernel values can often be influenced by the dimension of objects
- E.g. a longer string has more substrings \rightarrow higher kernel value
- This effect can be reduced *normalizing* the kernel

Cosine normalization

- Cosine normalization computes the cosine of the dot product in feature space:

$$\hat{k}(x, x') = \frac{k(x, x')}{\sqrt{k(x, x)k(x', x')}}}$$

Kernel combination

Kernel composition

- Given a kernel over structured data $k(x, x')$
- it is always possible to use a basic kernel on top of it, e.g.:

$$\begin{aligned}(k_{d,c} \circ k)(x, x') &= (k(x, x') + c)^d \\(k_{\sigma} \circ k)(x, x') &= \exp\left(-\frac{k(x, x) - 2k(x, x') + k(x', x')}{2\sigma^2}\right)\end{aligned}$$

- it corresponds to the **composition** of the mappings associated with the two kernels
- E.g. all possible conjunctions of up to d k-grams for string kernels

Kernels on graphs

Weistfeiler-Lehman graph kernel

- Efficient graph kernel for large graphs
- Relies on (approximation of) Weistfeiler-Lehman test of graph isomorphism
- Defines a family of graph kernels

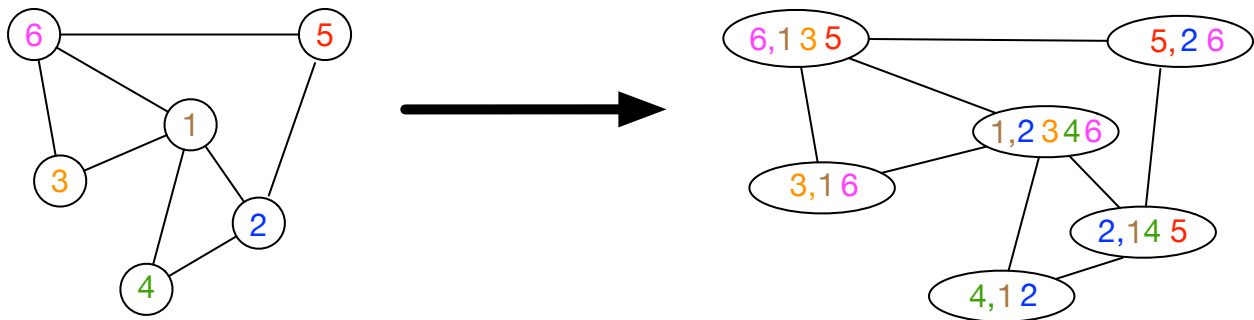
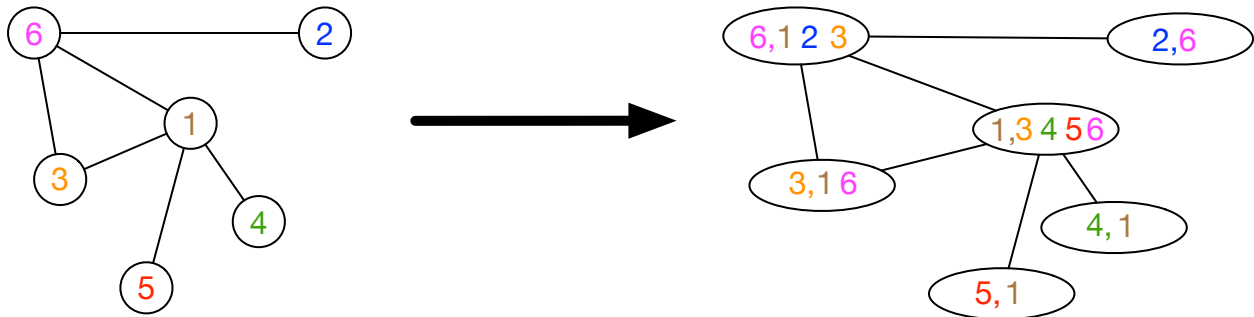
Kernels on graphs

Weistfeiler-Lehman (WL) isomorphism test

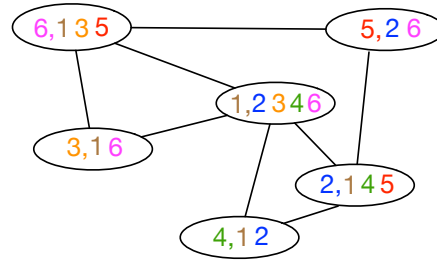
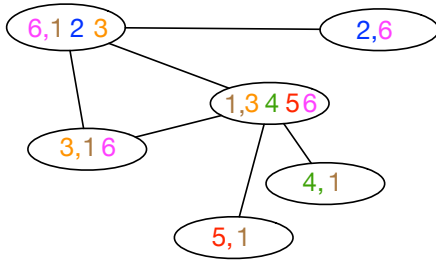
Given $G = (\mathcal{V}, \mathcal{E})$ and $G' = (\mathcal{V}', \mathcal{E}')$, with $n = |\mathcal{V}| = |\mathcal{V}'|$. Let $L(G) = \{l(v) | v \in \mathcal{V}\}$ be the set of labels in G , and let $L(G) == L(G')$. Let $label(s)$ be a function assigning a unique label to a string.

- Set $l_0(v) = l(v)$ for all v .
- For $i \in [1, n - 1]$
 1. For each node v in G and G'
 2. Let $M_i(v) = \{l_{i-1}(u) | u \in neigh(v)\}$
 3. Concatenate the sorted labels of $M_i(v)$ into $s_i(v)$
 4. Let $l_i(v) = label(l_{i-1}(v) \circ s_i(v))$ (\circ is concatenation)
 5. If $L_i(G) \neq L_i(G')$
 6. Return **Fail**
- Return **Pass**

WL isomorphism test: string determination

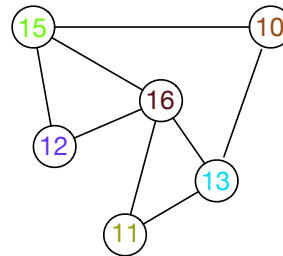
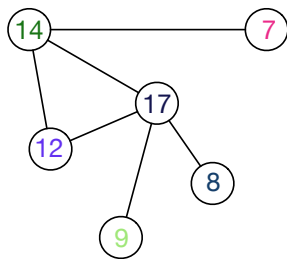


WL isomorphism test: relabeling



- 2,6 → 7
- 4,1 → 8
- 5,1 → 9
- 5,2,6 → 10
- 4,1,2 → 11
- 3,1,6 → 12

- 2,1,4,5 → 13
- 6,1,2,3 → 14
- 6,1,3,5 → 15
- 1,2,3,4,6 → 16
- 1,3,4,5,6 → 17



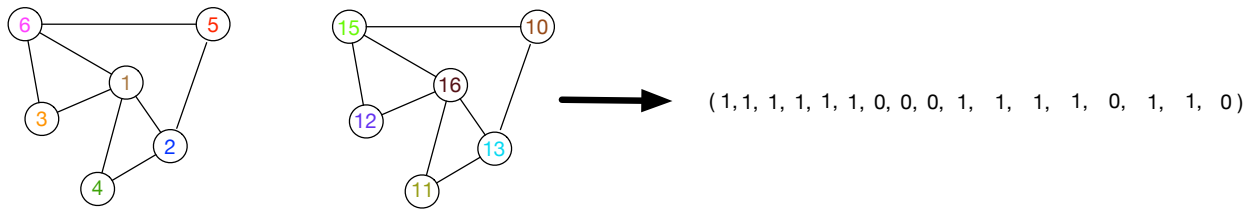
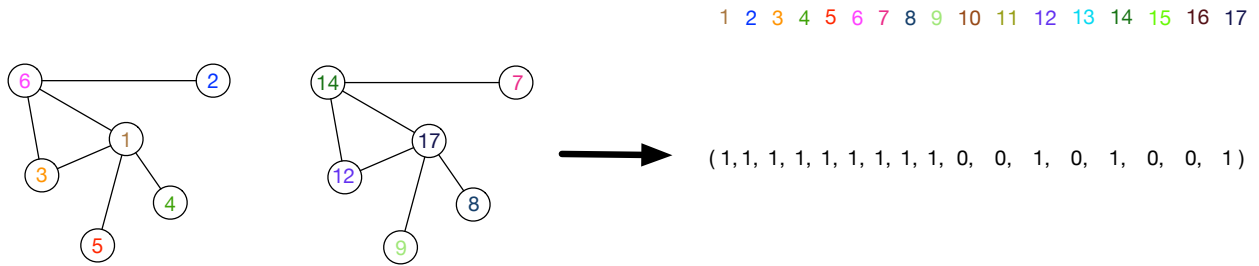
Kernels on graphs

Weistfeiler-Lehman graph kernel

- Let $\{G_0, G_1, \dots, G_h\} = \{(\mathcal{V}, \mathcal{E}, l_0), (\mathcal{V}, \mathcal{E}, l_1), \dots, (\mathcal{V}, \mathcal{E}, l_h)\}$ be a sequence of graphs made from G , where l_i is the node labeling of the i -th WL iteration.
- Let $k : G \times G' \rightarrow \mathbb{R}$ be any kernel on graphs.
- The Weistfeiler-Lehman graph kernel is defined as:

$$k_{WL}^h(G, G') = \sum_{i=0}^h k(G_i, G'_i)$$

Example: WL subtree kernel



References

kernel trick C. Burges, *A tutorial on support vector machines for pattern recognition*, Data Mining and Knowledge Discovery, 2(2), 121-167, 1998.

kernel properties J.Shawe-Taylor and N. Cristianini, *Kernel Methods for Pattern Analysis*, Cambridge University Press, 2004 (Section 3)

kernels J.Shawe-Taylor and N. Cristianini, *Kernel Methods for Pattern Analysis*, Cambridge University Press, 2004 (Section 9)

graph kernels N. Shervashidze, P. Schweitzer, E. Jan van Leeuwen, K. Mehlhorn, and K. Borgwardt. *Weisfeiler-Lehman Graph Kernels*. J. Mach. Learn. Res., 2011.